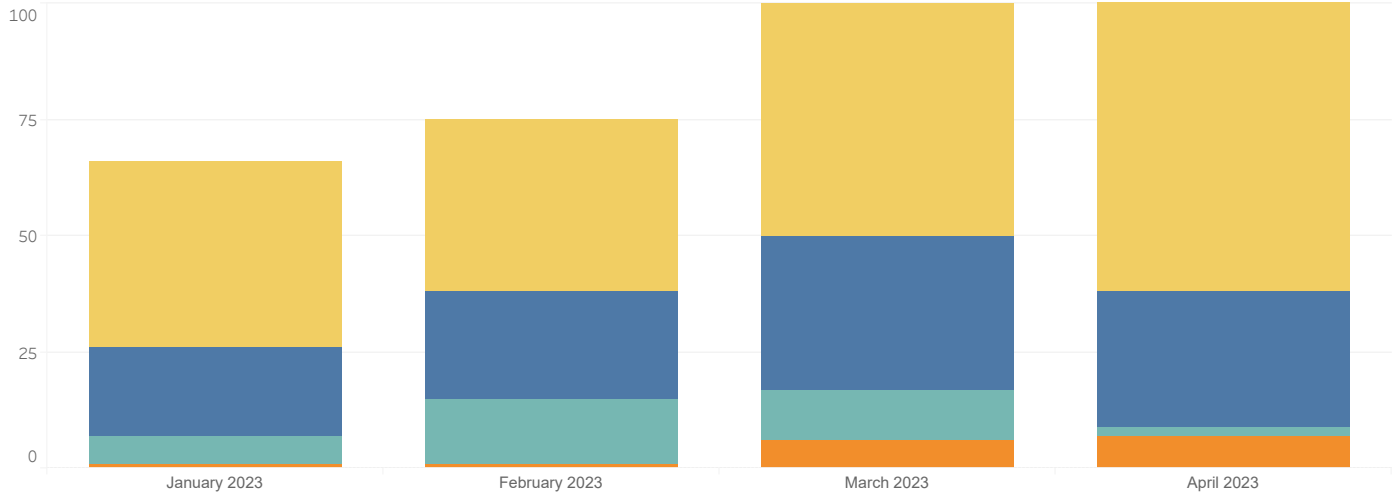


Insurance Compact 2023 Product Filing Trends
as of April 30, 2023



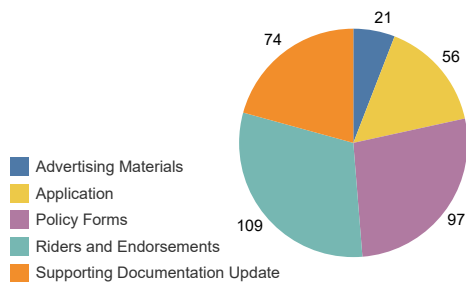
Submissions by Month



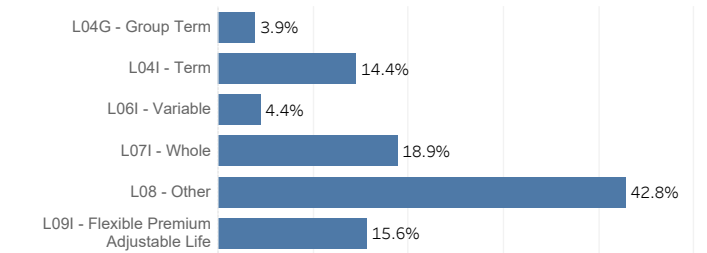
Approval Time (avg)*	30
Companies Registered	244
Forms Submitted	836
Products Approved	289
Products Received**	390
SERFF Transactions***	12,945
States/Filing (median)	43

* The time for product approval is calculated utilizing business days and excludes the company response time to objection letters, as defined in §105 of the "Product Filing Rule".
 ** "Products Received" is defined as the number of policies/contracts submitted in a filing. When a filing does not contain a full policy/contract, the products received count is 1.
 *** "Transactions" refers to the total number of SERFF transactions that have been made through the Insurance Compact.

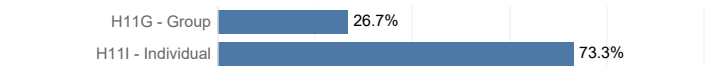
Submissions by Filing Type



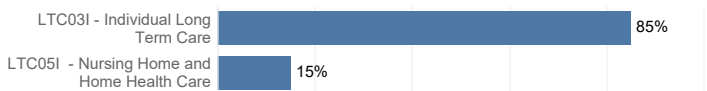
Life Submissions by TOI



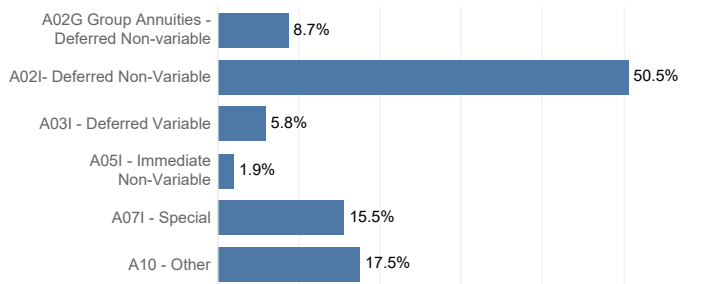
Disability Income Submissions by TOI



Long-Term Care Submissions by TOI



Annuity Submissions by TOI

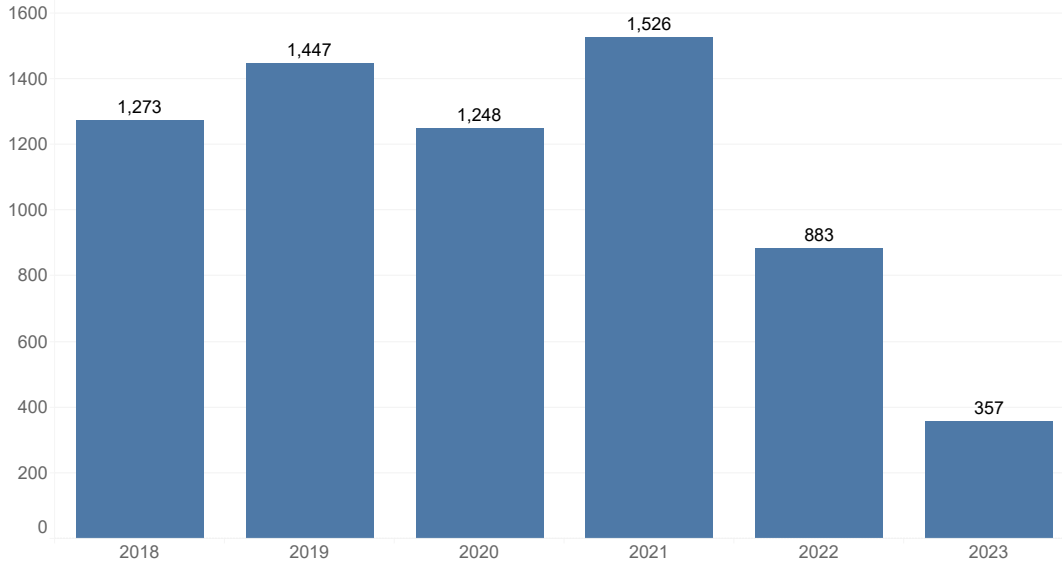


Insurance Compact Product Filing Statistics

January 1, 2018 through April 30, 2023

Please note for the current year calculations are based on submissions year to date

Submissions Received



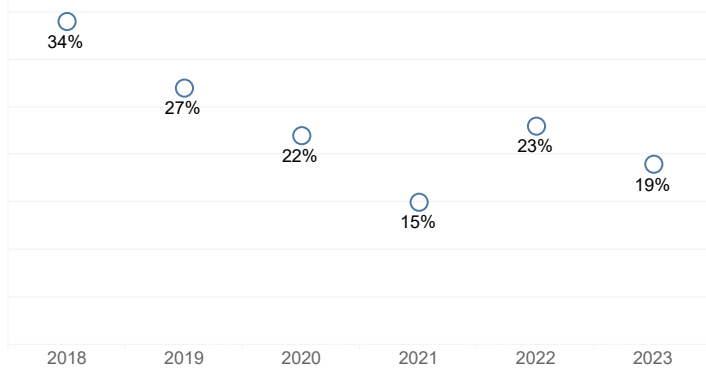
Overview

- ★ There are 46 Compacting States including Puerto Rico and the District of Columbia.
- ★ There are 22+ Types of Insurance (TOI) available for filing with 102 adopted Uniform Standards and 130 various sub-TOIs available.

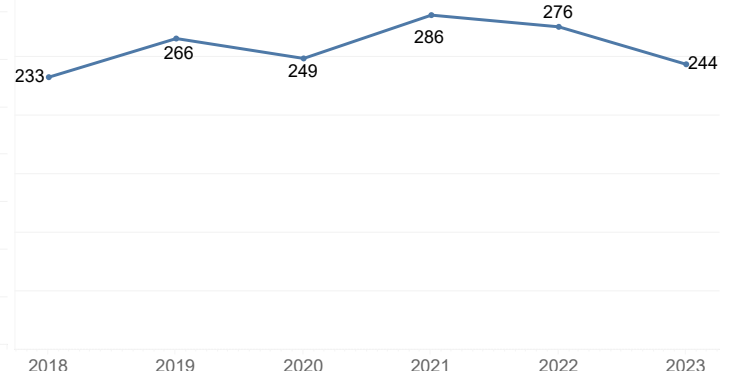
From June 2007 - April 2023:

- ★ Over 12,840 products have been approved by the Insurance Compact; which equates to over 440,000 SERFF transactions.
- ★ 39,669 forms have been submitted for review.
- ★ \$32,398,373 in filing fees have been collected and remitted to the fee collecting member states.

Mix & Match Percentage



Registered Companies



State Filing Fees Collected and Remitted

